

# THREE-PHASE ROUND TRACKS



Our round electric tracks are systems of three-phase tracks, namely with three circuits on the same line, for ceiling applications and suspended, suitable for different environments such as museums, shops, flats, offices and much more. The possibility to place these tracks in different schemes, without modifying the original system, can satisfy every lighting need. Moreover the lighting points can be increased, in order to be adapted to every lighting change. Mains voltage 230/250V – maximum 16 Ampere.

These systems include a wide accessory range, linear, angular, T, crossed and flexible connectors, which allow the match of more than one electric track.

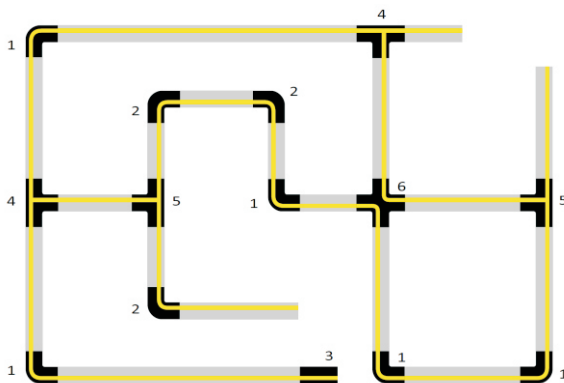

The continuity (among each element) of the earthing system is very important in order to have a correct installation of all accessories which contribute to the three-phase track composition. The earth conductors of each component must be placed consequentially.

The three-phase tracks are available in two lengths (1 or 2 meters) and in three colours (black, white or mat-silver).

## Models:

- 444100 1 meter / black
- 444101 1 meter / white
- 444203 1 meter / mat-silver
  
- 444200 2 meters / black
- 444201 2 meters / white
- 444202 2 meters / mat-silver

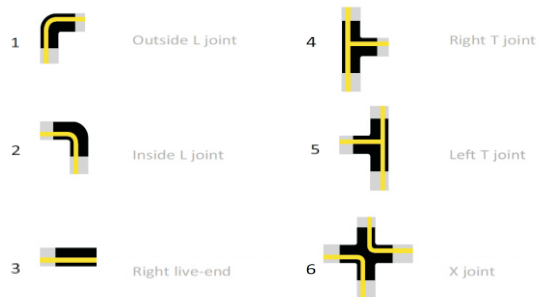
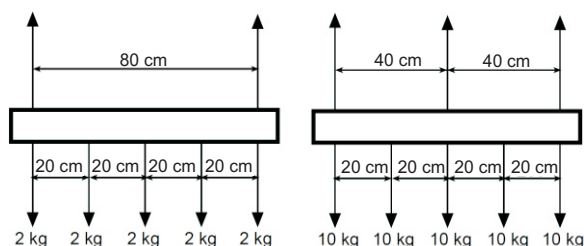
220- 240V	MAX 3x16A	34 mm H 42 mm B
--------------	--------------	--------------------



Live end with earth on the left L

Live end with earth on the right R

## LOAD CAPACITY



# ACCESSORIES



## feeder

444520	black	earth right
444521	white	earth right
444510	black	earth left
444511	white	earth left



## X-connector with feeding possibility

444690	black
444691	white



## straight connector with feeding possibility

444660	black
444661	white



## 90°-angle with feeding possibility

444670	black	earth outside
444671	white	earth outside
444680	black	earth inside
444681	white	earth inside



## flexible connectors

444580	black
444581	white



## endcap

444590	black
444591	white



## T-connector with feeding possibility

444630	black	earth left
444631	white	earth left
444640	black	earth right
444641	white	earth right



## stud bolt

144988	black
144989	white



## outlet | max. 2300W

445701	black
445700	white



## ceiling fixation

555693	rail holder
--------	-------------



## electric straight connector

444560	black
444561	white



## wire suspension 2m

444800	black
444801	white



## rail cover 1m

444960	black
444961	white



## adapter for spotlight mounting max. 6A

445020	black
445021	white