



A versatile LED-powered moving head luminaire which offers vibrant color washes, piercing beams, eye-catching visual effects, plus white color temperature control

Part of Eliminator Lighting's Stryker Series of powerful, feature-packed, and affordable moving head fixtures, the Stryker Max is a versatile wash-zoom fixture capable of generating a variety of stunning effects. Compact, lightweight, and easily portable, it is perfect for use by mobile entertainers and event companies as well as for integrators supplying bars, nightclubs, and other entertainment venues.

The Stryker Max features six high-output 40-Watt RGBW (red, green, blue, and white) color mixing LEDs attached to a motorized zoom mechanism and positioned behind a rotating lens assembly. This allows the fixture to output a narrow beam of 4°, a wide wash of 55°, and everything in between, as well as kaleidoscopic multi-beam effects. In addition, the head also features an outer ring of 60 x .5-Watt RGB LEDs which can be used to add mesmerizing 'eye candy' visual effects. Plus, control white color temperature with the built-in presets from 2800K to 8500K.

The fixture offers a wide variety of internal programs for easy standalone, sound activated, or Primary/Secondary operation as well as comprehensive DMX control. A sizable LED display screen on the front of the fixture, paired with four navigation buttons, provides an intuitive menu-driven interface for easy setup and DMX addressing. In addition, the fixture supports the RDM protocol, which allows its DMX address to be assigned remotely using a compatible DMX control system.

LIGHT SOURCE:

- 6 x 40-Watt Quad (RGBW) LEDs
- LED Ring: 60 x .5-Watt RGB LEDs

FEATURES:

- Motorized Zoom: 4 to 55-degrees
- Create eye candy effects with LED Ring
- Variable White Color Temperatures: 2800K – 8500K
- Built-in Color Macros & Effects
- 0-100% smooth dimming
- Variable speed strobe effect
- Fast, precise, pan & tilt movements

CONTROL:

- DMX Channel Modes: 20 or 26 channels
- Operational Modes: DMX512 / Primary-Secondary / Auto Run / Sound / RDM
- OLED Menu Display

CONNECTIONS:

- Data in/out: 3-pin DMX
- Locking Power Input & Output connections to Daisy Chain Power

PAN/TILT:

- Pan: 540°
- Tilt: 190°
- 16-bit Fine Pan
- 16-bit Fine Tilt

ELECTRICAL:

- Multi-voltage operation: 100-240V, 50/60HZ
- Maximum power draw: 260-Watts

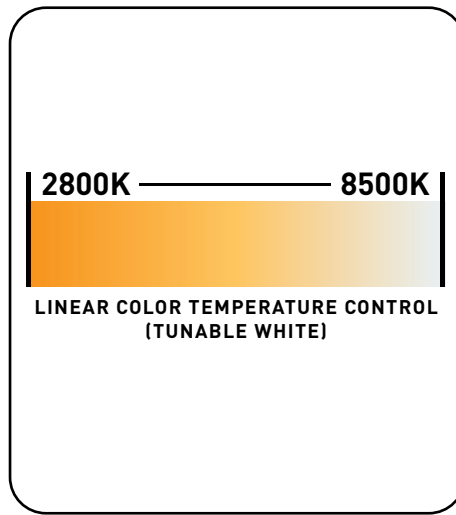

DIMENSIONS/WEIGHT:

- Dimensions (LxWxH): 14.5" x 11.5" x 7" / 367.5x292x180mm
- Weight: 16.5 lbs. / 7.5 kg.


APPROVALS / RATINGS:

- CE





MOTORIZED ZOOM: 4-DEGREE BEAM



MOTORIZED ZOOM: 55-DEGREE WASH

