

LIGHT SOURCE:

- 100W LED Engine
- 6-Degree Beam Angle

FEATURES:

- Full color function display with 4 buttons
- Fast, precise, pan & tilt movements
- Primary / Secondary stand-alone mode
- Motorized Focus
- Frost Filter (50-Degree Wash Effect)

COLOR WHEEL:

- 13 colors + open
- Separate 6-Color flag for multi-color effects

GOBO WHEEL:

- Metal wheel with 11 GOBOS + open (2 are beam reducers)
- GOBO Shake Effect

PRISM WHEEL:

- 8-facet rotating circular prism
- 16-facet rotating circular prism
- Prism layering

CONTROL:

- 2 DMX channel modes: 6 & 19 channels
- Protocols: DMX-512, RDM, Auto and Primary/ Secondary control modes
- Electronic Dimmer: 0- 100 %
- Variable Strobe: 0-20HZ
- With Wired Digital Communication Network

CONNECTIONS:

- DMX Data In/Out: 3-pin & 5-pin connections
- Power In: Blue Locking indoor power connection
- Power Out: White Locking indoor power connection

PAN/TILT:

- Pan/Tilt: 540-degrees / 270-degrees
- 16-bit Fine Pan



FULL COLOR LCD DISPLAY

ELECTRICAL:

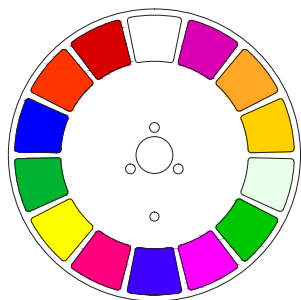
- Multi-voltage operation: AC 100-24V, 50/60Hz
- Maximum Power Consumption: 150W
- Power daisy chain: 2 units @120V, 3 units @230V

DIMENSIONS/WEIGHT:

- Dimensions (LxWxH): 7.875" x 11.875" x 18.3125" / 200x302x465mm
- Weight: 29 lbs. / 12.8 kg

WHAT'S INCLUDED:

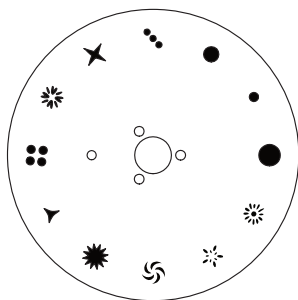
- Locking power cord
- Omega bracket




COLOR WHEEL




6-COLOR FLAG



GOBO WHEEL




6-DEGREE
BEAM




8-FACET CIRCULAR PRISM



16-FACET CIRCULAR PRISM



FROST FILTER
(50-DEGREE)



MULTI-BEAM EFFECT (6-COLOR FLAG)

