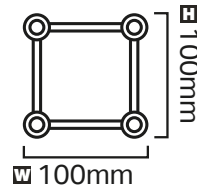


# DT 14



Ø 20mm

## DT 14-030

Code: 1724100044 **L** 300mm **KG** 0,5

## DT 14-040

Code: 1724100045 **L** 400mm **KG** 0,7

## DT 14-050

Code: 1724100031 **L** 500mm **KG** 0,9

## DT 14-100

Code: 1724100032 **L** 1000mm **KG** 1,7

## DT 14-150

Code: 1724100033 **L** 1500mm **KG** 2,6

## DT 14-200

Code: 1724100034 **L** 2000mm **KG** 3,5

## DT 14-250

Code: 1724100035 **L** 2500mm **KG** 4,3

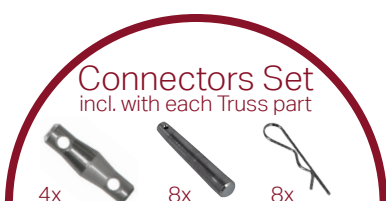
## DT 14-300

Code: 1724100036 **L** 3000mm **KG** 5,0



## TECHNICAL DATA

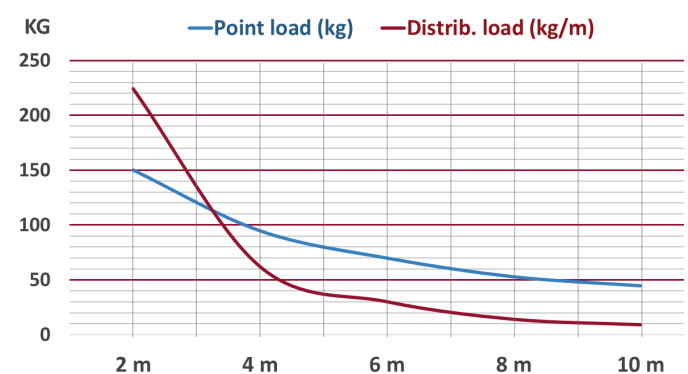
Tube diameter: 20mmx2mm (0.8 x 0.08 inch)  
 Cross brace diameter: 6mm (0.24 inch)  
 Material: Alloy EN-AW 6082 T6 (AlMgSi1 T6)




## LOAD CHART - EN-1090

Length (m)	2	4	6	8	10
Point load (kg)	150	94,8	70	53	44,8
Deflection (mm)	2,6	11	25,6	46,9	73,6
Distrib. load (kg/m)	224	62	30	14	9
Deflection (mm)	12	41,5	91,7	155,7	261

## LOAD CHART - EN-1090




# FOUR TUBE SYSTEM



## DT 14-BOX CORNER

CODE: 1724100043




incl. 8 half connectors

**L** 100mm **W** 100mm **H** 100mm  
**KG** 0,45

## DT 14-BPM

CODE: 1724400055



100x100

**L** 100mm **W** 100mm **H** 5mm  
**KG** 0,4

## DT 14-BPM-R

CODE: 1724400056




round 250mm

**L** 250mm **W** 250mm **H** 5mm  
**KG** 0,6

## DT 14-BPM-SQ

CODE: 1724400057



square 250mm

**L** 250mm **W** 250mm **H** 5mm  
**KG** 0,8

## DT 14-STEEL PIN

CODE: 1724400061



for DT 14

## DT 14-HC

CODE: 1724400059



DT 14 half conical connector

## DT 14-SAFETY CLIP

CODE: 1724400062



for DT 14

## DT 14-CC


CODE: 1724400060



for DT 14

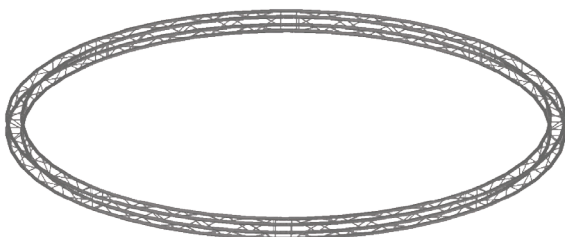
## DT 14-HCBC

CODE: 1724400071



half connector for Box Corner DT 14  
incl. steel pin, safety clip and bolt

## DT 14-CIRCLE



Model   Construction	Code	Number of parts:
DT 14-Circle Part-1m-90dgr	1724400069	1 circle is 4 parts
DT 14-Circle Part-1,5m-90dgr	1724400070	1 circle is 4 parts
DT 14-Circle Part-2m-90dgr	1724400065	1 circle is 4 parts