

# EclGalleryProfile

35W zoomable LED ellipsoidals with static white LED source and framing shutter



**EclGalleryProfile** is a compact LED ellipsoidal luminaire engineered with white LED engine and available in Tungsten, Neutral and Daylight White variants, all featuring exceptional high CRI. The luminaire is designed with a stunning aesthetics and it offers a total control of the light, performing a linear zoom system from 16° to 36°, framing shutters for an accurate focusing of the light, and gobo mounting option for image projections. **EclGalleryProfile** is fitted with electronic and PSU on board, allowing to be implemented on lighting tracks simply applying a track adapter and the fixture can be easily controlled by wireless. **EclGalleryProfile** is truly flexible for any commercials, venues, art-galleries and churches.

## MAIN FEATURES

- 35W White LED source in multiple variants: Tungsten, Neutral, Daylight
- 16° to 36° on-board zoom with framing shutter and gobo holder
- Wireless DMX control and optional track adapters for easy implementation

## VERSIONS

Code	CCT	CRI	Lumen
GALLERYECLBTU	3.100 K	90 Ra	2'150 lm
GALLERYECLWTU	3.100 K	90 Ra	2'150 lm
GALLERYECLBNW	4.000 K	89 Ra	2'236 lm
GALLERYECLWNW	4.000 K	89 Ra	2'236 lm
GALLERYECLBDY	5.200 K	80 Ra	2'425 lm
GALLERYECLWDY	5.200 K	80 Ra	2'425 lm

## TECHNICAL SPECIFICATION

### LIGHT SOURCE

- Source: 35W high-power white LED
- CCT: (TU) 3.200 K - (NW) 4.000 K - (DY) 5.200K
- Luminous flux: (16°) (TU) 1'887 lm; (NW) 1'947 lm; (DY) 2'095lm @full
- Luminous flux: (36°) (TU) 2'150 lm; (NW) 2'236 lm; (DY) 2'425 lm @full
- Lux: (16°) (TU) 1'209 lx; (NW) 1'324 lx; (DY) 1'782lx @5 m full
- Lux: (36°) (TU) 371 lx; (NW) 367 lx; (DY) 455lx @5 m full
- CRI: (TU) >90 - (NW) > 89 - (DY) >80
- TLCI: (TU) >92 ; (DY) > 67
- TM30 Rf: (TU) >89 ; (DY) > 80
- TM30 Rg: (TU) >98 ; (DY) >93
- Source life expectancy: > 70.000 hrs (L70B10 @Ta 25° C / 77° F)

### OPTICS

- Zoom: 16° - 36° manual
- Lens type: high-quality glass lens optics
- Focus: manual
- Other: accessory gobo holder for images and texture projection

### DYNAMIC EFFECTS

- Gobo size: E, outer: 37,3 mm - image: 26 mm - thickness: 1,1 mm
- Manual mode: manual adjustment of dimmer and strobe
- Auto mode: built-in programs with execution speed adjustment

### BODY

- Body: sturdy die-cast aluminium body
- Body colour: RAL 9004 or RAL 9003

### CONTROL

- Protocols: W-DMX
- DMX channels: 1 / 3channel
- Wireless Control: included, wireless solution receiver
- Display: Graphic User Interface

### ELECTRONICS

- Dimmer: linear 0 ~ 100% electronic dimmer
- Dimmer curves: 4 selectable dimming modes available
- Strobe / shutter: 1 - 30 Hz, electronic
- Operating temperature: -20° C / +45° C (-4° F / +113° F)
- LED Control: flicker free operation

### ELECTRICAL

- Mains power supply: 100-240V - 50/60Hz
- Max power consumption: 42W
- Power factor: > 0,97

### PHYSICAL

- IP rating: 30
- Cooling: passive cooling and fan-free
- Data connection: W-DMX
- Power connection: moulded IP power IN connector
- Dimensions (WxHxD): 196x293x378mm
- Weight: 2,5kg

### CERTIFICATIONS / APPROVALS

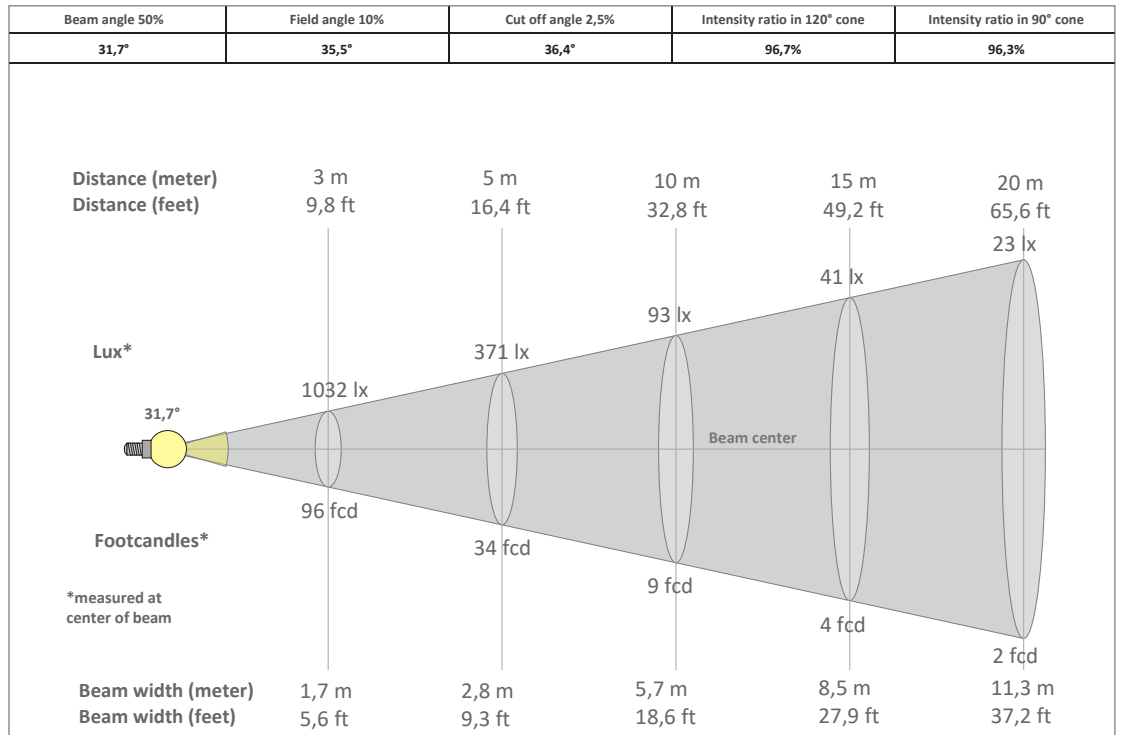
- Certifications / Approvals: CE, UKCA, RCM

## ACCESSORIES & RELATED PRODUCTS

• C6002B	Slim aluminum clamp, 200kg loading, 48-51mm tubes, M10 bolt, Black	• WSBBR512G5	BlackBox R-512 G5 receiver 512Ch, 2.45GHz & 5.8GHz, DMX/RDM optional
• GALLERYECLGH	Gobo holder for GALLERYECL profiler series.	• WSBBR512G6	BlackBox R-512 G6 receiver 512Ch, 2.45GHz,DMX&RDM,BLuetooth,G3,G4,G4S,G5,CRMX
• RSR0630B	Steel security cable for hanging bodies, inox steel shackle, L=60 cm, black	• WDBBOX	WDMX battery transmitter, mini 5p DMX and WIFI IN, 2.4 GHz, 0.4 kg
• WSBBF1G5	BlackBox F-1 G5 transmitter, 2,45GHz & 5.2/5,8 GHz, DMX/RDM, 512Ch	• TRACKADA	Track adaptor, max load 10Kg
• WSBBF1G6	BlackBox F-1 G6 transrec, 512ch, 2.45GHz, DMX&RDM,Bluetooth,G3,G4,G4S, G5, CRMX		

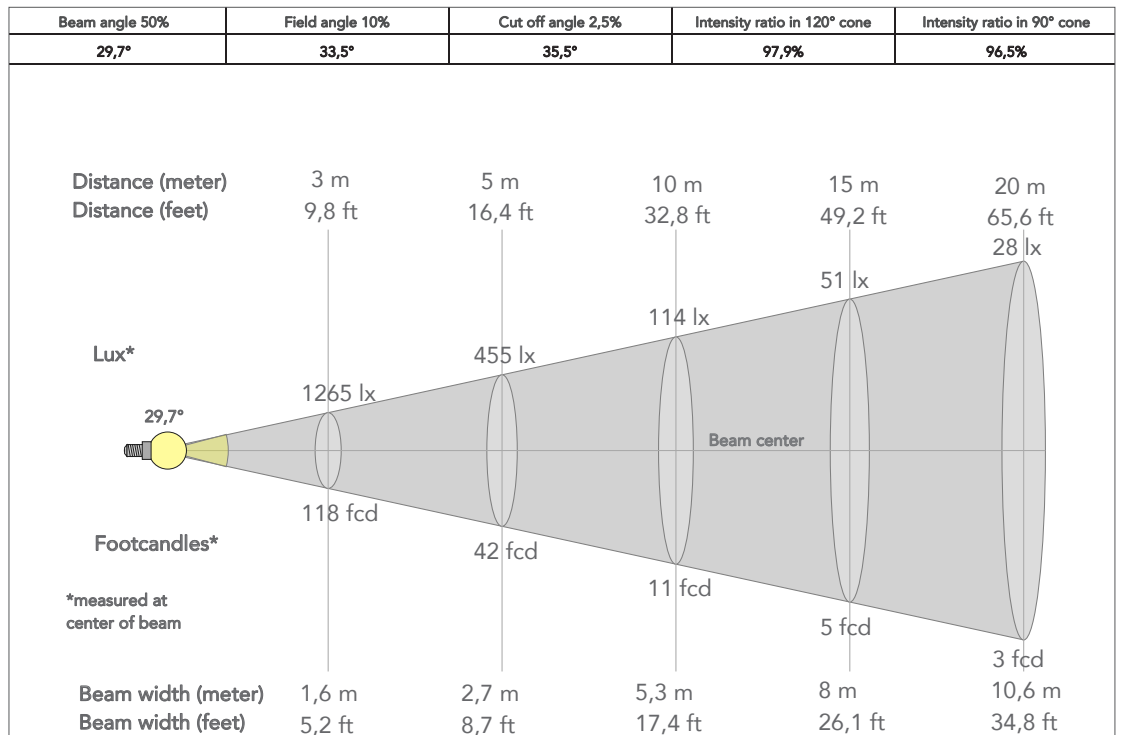
### PRESET FULL ON (TU)

Beam angle 50%: 36°

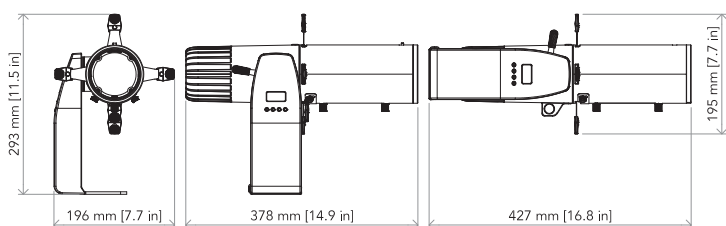


### PRESET FULL ON (DY)

Beam angle 50%: 36°



### TECHNICAL DRAWINGS



### CERTIFICATIONS / APPROVALS



Conforms to UL STD. 1573  
Certified to CSA STD: C22.2 NO. 166

