

MI PC NO

Luminaire: PC, halogen, 300W
zoom 07°-53°, GY9.5



Type

Conventional line

Family

PC

Source

Halogen

Power

300W

Connectors

Cable without plug

Lamp holder

GY9.5

Voltage

220-240V, 50-60Hz

Product sizes

1.6Kg

Pack sizes

215mm x 315mm x 200mm

1.8Kg

0.014m³

IES/LDT

Available on website

DWG

Available on website

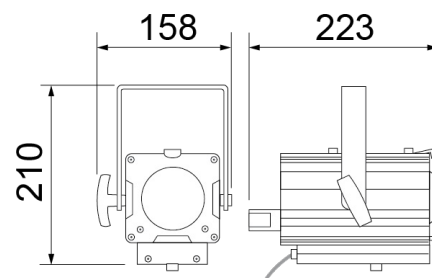
User manual

Available on website

Technical features

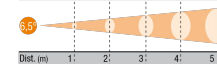
- Aluminum housing for high heat dissipation by natural ventilation
- Filter frame lockable top cover
- Yoke with clutch-locking system
- Adjustable yoke for fixture balancing
- Easy access to the lamphouse for fast maintenance
- 99,99% polished and treated aluminum reflector

Sizes (in mm)



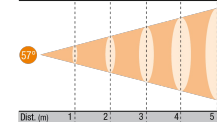
Light output diagram

NO - CP 81	Lux	38.221	9.558	4.248	2.389	1.529
MC - CDM SA/T	Lux	38.718	9.680	4.302	2.420	1.549
ME - MSD 250	Lux	93.465	23.366	10.385	5.842	3.739
Ø (mm)		0,1	0,2	0,3	0,5	0,8



Dist. (m) 1 2 3 4 5

NO - CP 81	Lux	3.987	997	443	249	159
MC - CDM SA/T	Lux	4.300	1.075	478	269	172
ME - MSD 250	Lux	6.888	1.722	765	431	276
Ø (mm)		1,1	2,2	3,3	4,5	5,6



Dist. (m) 1 2 3 4 5

Accessories

BASE-Q122-AS

SQUARE BASE SET

FUNE

Acc: Safety net with spring hook

HC/075

Acc: Half swivel coupler 75kg max

MINI GAC

Acc: Hook clamp for 30mm tube

PL 4 MINI

Acc: 4-door bamdoors

TC MINI

Acc: Colour frame

TRK ROS-7705-B

Acc: Mechanical track adaptor -W

TRK ROS-7705-N

Acc: Mechanical track adaptor -B

LED equivalents

PC LED 50 CW DMX

Luminaire: PC, LED, 50W, TW

PC LED 50 NW DMX

Luminaire: PC, LED, 50W, NW

PC LED 50 WW DMX

Luminaire: PC, LED, 50W, WW